

Auto-Sleepers Broadway EB



Sale Item was ~~£62,595 (65,095)~~, Now:- **£Sold**

Year:	2020 New & Unregistered
Number of Berths:	2
Engine Size:	2.2ltr 165bhp
Fuel Type:	Diesel
Width:	2.32 (less mirrors) Metres
Height:	2.90 Metres
Length:	6.32 Metres
Gross Weight:	3500 kgs

2020 model

Peugeot Boxer 2.2ltr 165bhp

End bathroom, 2 berth coachbuilt

FREE PREMIUM PACK (£2,500 RRP)

Epitomising pampered touring, the perfectly proportioned EB combines a superb feature washroom with a spacious lounge and kitchen whilst retaining the functionality and maneuverability of the medium wheel base chassis delivering total freedom to explore in total comfort. The EB also boasts a specification, which is second to none and befitting its pedigree as a luxury-touring vehicle.

Main features

- ➡ Peugeot Boxer 2.2ltr 165bhp Euro 6d
- ➡ 6 speed manual gearbox
- ➡ 'Casa Milà Mustard' upholstery
- ➡ 'Santani' furniture
- ➡ 'White' paintwork

➡ Sargent Cat6 tracker *




* £95 annual subscription applicable

Premium Pack Upgrade (comprising)

- ➡ Alloy Wheels
- ➡ Cab air conditioning
- ➡ Cruise control
- ➡ Thule (Omnistor) canopy awning
- ➡ Colour reversing camera & LCD Screen
- ➡ Peugeot DAB radio with Integrated Navigation
- ➡ 80W solar panel

Winter Pack (comprising)

- ➡ Fresh & waste water tank heater blanket
- ➡ Concertina cab blinds (in lieu of cab curtains)
- ➡ Truma Combi heater upgrade



- ➡ Wheel arch insulation blankets

Other features

- ➡ Microwave
- ➡ Dual fuel hob
- ➡ 12V extractor fan
- ➡ Separate oven & grill
- ➡ Large fridge with freezer
- ➡ Kitchen sink with draining board
- ➡ Transverse rear bathroom
- ➡ Separate toilet and shower
- ➡ Electric flush cassette toilet
- ➡ Global central locking (inc habitation)
- ➡ Driver & passenger airbags
- ➡ Battery isolator on ignition
- ➡ USB & auxiliary sockets
- ➡ Electric / heated door mirrors
- ➡ Electric cab windows
- ➡ External TV socket
- ➡ External gas BBQ point
- ➡ External 230V mains socket
- ➡ 25 ltr under-floor LPG gas tank
- ➡ Spare wheel & carrier
- ➡ External skirt locker
- ➡ LED daytime running lights
- ➡ Rear fog lights
- ➡ Electric habitation step
- ➡ Rear corner steadies
- ➡ Rear mud flaps
- ➡ Motorhome WiFi (sim card required)
- ➡ Removable interior carpets
- ➡ LED habitation lighting
- ➡ Swivel cab seats
- ➡ Truma Combi heating & hot water
- ➡ Truma iNet control
- ➡ Drive Safe regulator
- ➡ Fresh water auto & manual fill
- ➡ 102ltr fresh water tank
- ➡ 71ltr waste water tank